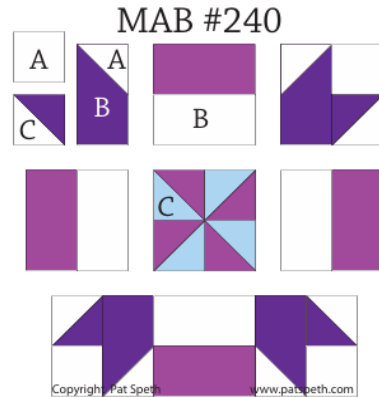



Member Appreciation Block (MAB) Block #240

Copyright Pat Speth

www.patspeth.com




MAB #240 Cut size of pieces

A 2 1/2" X 2 1/2"
B 2 1/2" X 4 1/2"



Small Half Square Triangles cut from a 2 1/2" wide strip using an EZ Angle Ruler.

MAB #240 Units

 Small Half Square Triangle Unit

 Large Two Patch Unit

 Picket Fence Units

 Pinwheel Unit



Cutting directions for MaB 240

A - (4) background and (4) background on picket

B - (4) each Color 1 & 2 (picket) & background

C - (4) each background & Color 2

(4) each Color 1& 3 for center HST

Note that A is put onto a rectangle and sewn diagonally for the picket- aka stitch and flip or snowball the corner.