

Member Appreciation Block (MAB) Block #247

Copyright Pat Speth

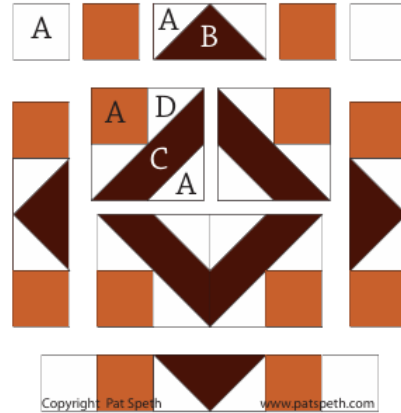
www.patspeth.com

MAB #247



Block Size 12"

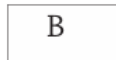
MAB #247



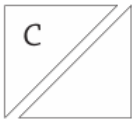
MAB #247
Cut size of pieces



2 1/2" X 2 1/2"



2 1/2" X 4 1/2"



5" X 5" *
Cut in half on
the diagonal



Small Half Square
Triangles cut from a
2 1/2" wide strip
using an EZ Angle
Ruler.

* Piece C: Technically a 4 7/8" square will work, but I like to use a 5" square cut in half on the diagonal. I then square up the Shaded 4 Patch unit to 4 1/2", trimming away only from the larger triangle.

After trimming add connecting corner piece A to turn it into the Twice Shaded 4 Patch Unit.

MAB #247
Units



Flying Geese Unit



Twice Shaded 4 Patch

Make a Shaded 4 Patch Unit then add piece A as a connecting corner



Cutting directions for 247

A - 24 background

12 Color 2

B - 4 Color 1 Center of flying geese

C - 2 Color 1 cut diagonal once = 4 triangles

D - 8 background

Note that you need to use a scant quarter inch seam allowance when making the twice shaded 4 patch.