

# Member Appreciation Block (MAB)

## Block #192

Copyright Pat Speth

[www.patspeth.com](http://www.patspeth.com)

MAB #192



Block Size 12"

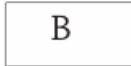
MAB #192

Cut size of pieces



A

2 1/2" X 2 1/2"



B

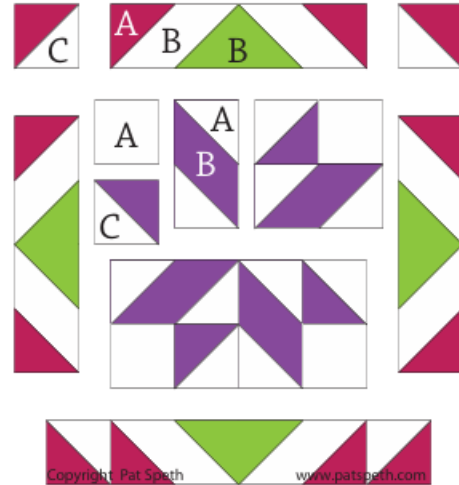
2 1/2" X 4 1/2"



C

Small Half Square  
Triangles cut from  
a 2 1/2" wide  
strip using an EZ  
Angle Ruler.

MAB #192



MAB #192  
Units



Small Half Square  
Triangle Unit



Kitty Corner  
Unit



Chevron  
Unit \*

\* See page 3 for unit construction  
information



Cutting directions for MAB 192

A - (8) Color 2 & (12) background

B - (4) Color 1 & 3 (8) background

C - (4) Each Color 2 7 3 and (8) background

Note the direction of the stitch and flip corners to  
make the Kitty Corner Unit

Directions for Chevron Unit was given earlier in  
the year.



# Big Sky Unit and Chevron Unit Basic Instructions

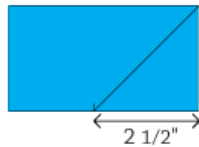
Copyright Pat Speth

[www.patspeth.com](http://www.patspeth.com)

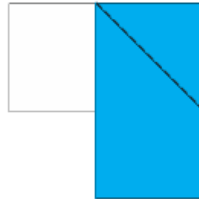
Please note depending on which block you are making, you may need to reverse the light and dark fabrics.

## Big Sky Units

1. Using a  $2\frac{1}{2}" \times 4\frac{1}{2}"$  rectangle of dark fabric measure over  $2\frac{1}{2}"$  from the right on the bottom edge and mark. Draw a diagonal line from the upper right corner to the mark on the bottom edge.



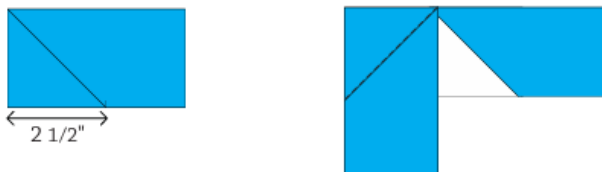
2. With right sides together, place the marked rectangle on top of the light  $2\frac{1}{2}" \times 4\frac{1}{2}"$  rectangle at the right-hand edge. Stitch one thread width to the outside of the diagonal line (towards the corner you are going to cut away).



3. Trim away the waste triangle and press the seam open.



4. Repeat steps 1 through 3 measuring over and drawing from the left side on the background rectangle and sewing to the left-hand edge. Each unit should measure  $2\frac{1}{2}" \times 8\frac{1}{2}"$  at this point.



Big Sky Unit

## Chevron Units



1. Start with a Big Sky Unit, then add connecting corners on each edge using  $2\frac{1}{2}"$  squares.



Each unit should measure  $2\frac{1}{2}" \times 8\frac{1}{2}"$  at this point.